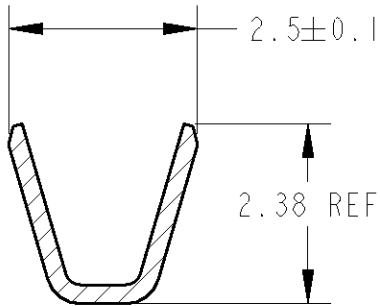


THIS DRAWING IS UNPUBLISHED.

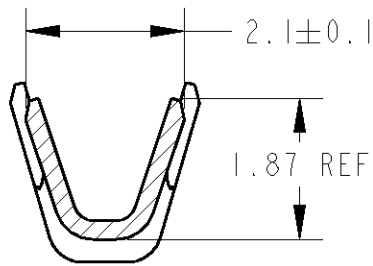
RELEASED FOR PUBLICATION

© COPYRIGHT BY TYCO ELECTRONICS CORPORATION, ALL RIGHTS RESERVED.

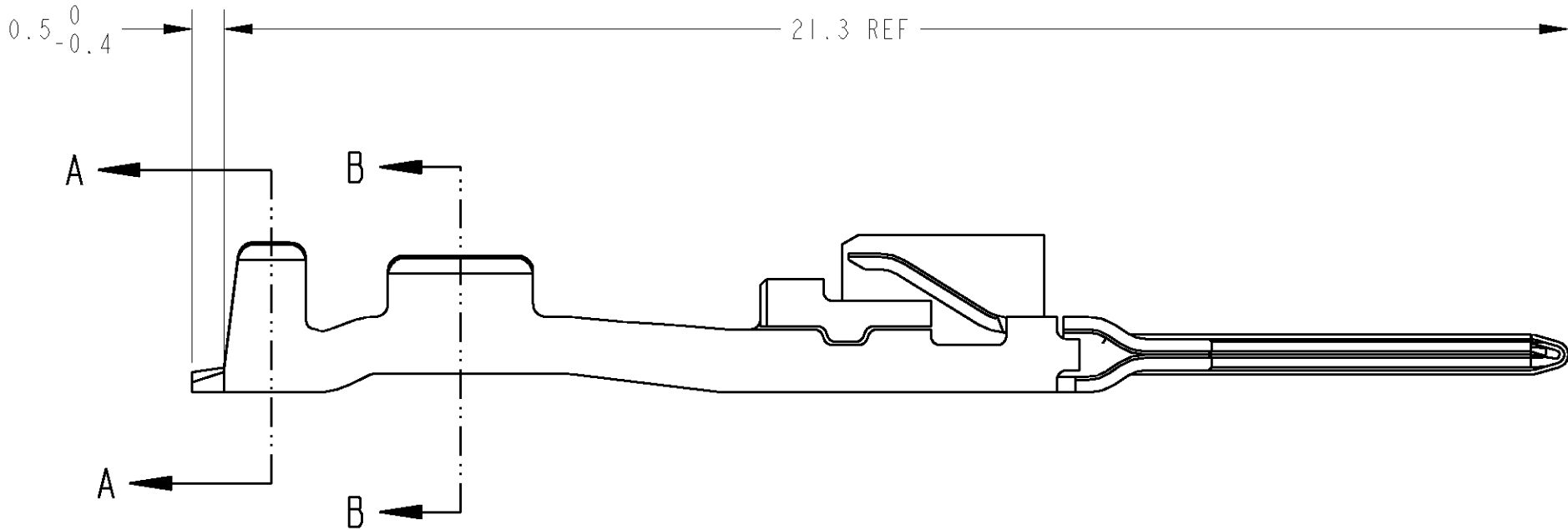
LOC	DIST	REVISIONS						
		P	LTR	DESCRIPTION	ECN	DATE	DWN	APVD
J	-		0	作成	FJ00-1026-00	24JUL00	T.K	N.S
			01	REVISED	FJA0-0820-04	15NOV04	AY	HY



断面 A-A



断面 B-B



I. MUST MEET ALL SPECIFICATIONS
OF STRIP TERMINAL EXCEPT THOSE SHOWN

I. 本図記載以外については、連鎖状端子の規格を満足すること

SELECTIVE GOLD	BRASS H04 , MAKE FROM 1376109-2	1376607-2
PRE-TIN	BRASS H04 , MAKE FROM 1376109-1	1376607-1
FINISH	MATERIAL,STRIP TERMINAL P/N	PART NO
DWN T.KOHN0	15-Nov-04	<div>tyco Electronics</div> <div>Tyco Electronics AMP K.K. Kawasaki, Japan</div>
CHK N.SAI	15-Nov-04	
APVD K.SHIMIZU	15-Nov-04	
PRODUCT SPEC 製品規格		
APPLICATION SPEC 取付適用規格	114-5291	025 TAB CONTACT LOOSE PIECE TYPE
WEIGHT	0.2g	
CUSTOMER DRAWING		
SIZE	A3	CAGE CODE 00779
DRAWING NO 番号	C=	1376607
RESTRICTED TO		
SCALE 尺度	10:1	SHEET 1
OF	1	REV 01

THIS DRAWING IS A CONTROLLED DOCUMENT FOR TYCO ELECTRONICS CORPORATION IT IS SUBJECT TO CHANGE AND THE CONTROLLING ENGINEERING ORGANIZATION SHOULD BE CONTACTED FOR THE LATEST REVISION.	
DIMENSIONS: 単位: 規 mm	TOLERANCES UNLESS OTHERWISE SPECIFIED:
	0 PLC ±
	1 PLC ±0.5
	2 PLC ±0.13
	3 PLC ±0.013
	4 PLC ±0.000J
ANGLES	±3°00'
MATERIAL 材料	FINISH 仕上